

# BASIX<sup>®</sup>Certificate

Building Sustainability Index [www.basix.nsw.gov.au](http://www.basix.nsw.gov.au)

## Alterations and Additions

Certificate number: A1373295

This certificate confirms that the proposed development will meet the NSW government's requirements for sustainability, if it is built in accordance with the commitments set out below. Terms used in this certificate, or in the commitments, have the meaning given by the document entitled "BASIX Definitions" dated 10/09/2020 published by the Department. This document is available at [www.basix.nsw.gov.au](http://www.basix.nsw.gov.au)

Secretary

Date of issue: Friday, 20 October 2023

To be valid, this certificate must be lodged within 3 months of the date of issue.



### Project address

Project name	Extension GF & FF (Copy 02)
Street address	6 GOULD Street CAMPSIE 2194
Local Government Area	Canterbury-Bankstown Council
Plan type and number	Deposited Plan DP3846
Lot number	189
Section number	-

### Project type




Dwelling type	Attached dwelling house
Type of alteration and addition	My renovation work is valued at \$50,000 or more, and does not include a pool (and/or spa).
Number of bedrooms after alterations or additions	5

### Certificate Prepared by (please complete before submitting to Council or PCA)

Name / Company Name: Mr henry Kuang

ABN (if applicable):

Fixtures and systems	Show on DA Plans	Show on CC/CDC Plans & specs	Certifier Check
<b>Hot water</b>			
The applicant must install the following hot water system in the development: electric storage plus photovoltaic system.	✓	✓	✓
The applicant must install a photovoltaic system with a capacity to generate at least 0.8 peak kilowatts of electricity as part of the development. The applicant must connect this system to the development's electrical system.	✓	✓	✓
<b>Lighting</b>			
The applicant must ensure a minimum of 40% of new or altered light fixtures are fitted with fluorescent, compact fluorescent, or light-emitting-diode (LED) lamps.		✓	✓
<b>Fixtures</b>			
The applicant must ensure new or altered showerheads have a flow rate no greater than 9 litres per minute or a 3 star water rating.		✓	✓
The applicant must ensure new or altered toilets have a flow rate no greater than 4 litres per average flush or a minimum 3 star water rating.		✓	✓
The applicant must ensure new or altered taps have a flow rate no greater than 9 litres per minute or minimum 3 star water rating.		✓	

Construction			Show on DA Plans	Show on CC/CDC Plans & specs	Certifier Check
Insulation requirements					
The applicant must construct the new or altered construction (floor(s), walls, and ceilings/roofs) in accordance with the specifications listed in the table below, except that a) additional insulation is not required where the area of new construction is less than 2m2, b) insulation specified is not required for parts of altered construction where insulation already exists.					
Construction	Additional insulation required (R-value)	Other specifications			
concrete slab on ground floor.	nil	N/A			
external wall: cavity brick	nil				
flat ceiling, pitched roof	ceiling: R2.50 (up), roof: foil/sarking	medium (solar absorptance 0.475 - 0.70)			

Glazing requirements	Show on DA Plans	Show on CC/CDC Plans & specs	Certifier Check
<b>Windows and glazed doors</b>			
The applicant must install the windows, glazed doors and shading devices, in accordance with the specifications listed in the table below. Relevant overshadowing specifications must be satisfied for each window and glazed door.	✓	✓	✓
The following requirements must also be satisfied in relation to each window and glazed door:		✓	✓
Each window or glazed door with standard aluminium or timber frames and single clear or toned glass may either match the description, or, have a U-value and a Solar Heat Gain Coefficient (SHGC) no greater than that listed in the table below. Total system U-values and SHGCs must be calculated in accordance with National Fenestration Rating Council (NFRC) conditions.		✓	✓
External louvres and blinds must fully shade the window or glazed door beside which they are situated when fully drawn or closed.		✓	✓

Glazing requirements							Show on DA Plans	Show on CC/CDC Plans & specs	Certifier Check
<b>Windows and glazed doors glazing requirements</b>									
Window/door number	Orientation	Area of glass including frame (m2)	Overshadowing height (m)	Overshadowing distance (m)	Shading device	Frame and glass type			
W1	N	0.72	0	0	external louvre/ blind (fixed)	standard aluminium, single clear, (or U-value: 7.63, SHGC: 0.75)			
W2	N	1.44	0	0	external louvre/ blind (fixed)	standard aluminium, single clear, (or U-value: 7.63, SHGC: 0.75)			
W3	N	2.25	0	0	external louvre/ blind (fixed)	standard aluminium, single clear, (or U-value: 7.63, SHGC: 0.75)			
W4	N	0.72	0	0	external louvre/ blind (fixed)	standard aluminium, single clear, (or U-value: 7.63, SHGC: 0.75)			
W5	N	2.25	0	0	external louvre/ blind (fixed)	standard aluminium, single clear, (or U-value: 7.63, SHGC: 0.75)			

Glazing requirements							Show on DA Plans	Show on CC/CDC Plans & specs	Certifier Check
Window/door number	Orientation	Area of glass including frame (m2)	Overshadowing height (m)	Overshadowing distance (m)	Shading device	Frame and glass type			
W6	N	0.72	0	0	external louvre/ blind (fixed)	standard aluminium, single clear, (or U-value: 7.63, SHGC: 0.75)			
W13	N	0.36	0	0	none	standard aluminium, single clear, (or U-value: 7.63, SHGC: 0.75)			
W14	N	1.08	0	0	external louvre/ blind (fixed)	standard aluminium, single clear, (or U-value: 7.63, SHGC: 0.75)			
W15	N	1.08	0	0	external louvre/ blind (fixed)	standard aluminium, single clear, (or U-value: 7.63, SHGC: 0.75)			
W16	N	0.72	0	0	external louvre/ blind (fixed)	standard aluminium, single clear, (or U-value: 7.63, SHGC: 0.75)			


Glazing requirements							Show on DA Plans	Show on CC/CDC Plans & specs	Certifier Check
<b>Windows and glazed doors glazing requirements</b>									
Window/door number	Orientation	Area of glass including frame (m2)	Overshadowing height (m)	Overshadowing distance (m)	Shading device	Frame and glass type			
W17	N	1.08	0	0	external louvre/ blind (fixed)	standard aluminium, single clear, (or U-value: 7.63, SHGC: 0.75)			
W7	E	2.25	0	0	external louvre/ blind (fixed)	standard aluminium, single clear, (or U-value: 7.63, SHGC: 0.75)			
W8	E	2.25	0	0	external louvre/ blind (fixed)	standard aluminium, single clear, (or U-value: 7.63, SHGC: 0.75)			
W18	E	2.25	0	0	external louvre/ blind (fixed)	standard aluminium, single clear, (or U-value: 7.63, SHGC: 0.75)			
W19	E	0.36	0	0	external louvre/ blind (fixed)	standard aluminium, single clear, (or U-value: 7.63, SHGC: 0.75)			


Glazing requirements							Show on DA Plans	Show on CC/CDC Plans & specs	Certifier Check
Window/door number	Orientation	Area of glass including frame (m2)	Overshadowing height (m)	Overshadowing distance (m)	Shading device	Frame and glass type			
W20	E	2.25	0	0	external louvre/ blind (fixed)	standard aluminium, single clear, (or U-value: 7.63, SHGC: 0.75)			
W9	S	0.72	0	0	none	standard aluminium, single clear, (or U-value: 7.63, SHGC: 0.75)			
W10	S	2.25	0	0	none	standard aluminium, single clear, (or U-value: 7.63, SHGC: 0.75)			
W11	S	2.25	0	0	none	standard aluminium, single clear, (or U-value: 7.63, SHGC: 0.75)			
W12	S	0.72	0	0	none	standard aluminium, single clear, (or U-value: 7.63, SHGC: 0.75)			

Glazing requirements							Show on DA Plans	Show on CC/CDC Plans & specs	Certifier Check
<b>Windows and glazed doors glazing requirements</b>									
Window/door number	Orientation	Area of glass including frame (m2)	Overshadowing height (m)	Overshadowing distance (m)	Shading device	Frame and glass type			
W21	S	1.08	0	0	none	standard aluminium, single clear, (or U-value: 7.63, SHGC: 0.75)			
W22	S	1.08	0	0	none	standard aluminium, single clear, (or U-value: 7.63, SHGC: 0.75)			
W23	S	1.08	0	0	none	standard aluminium, single clear, (or U-value: 7.63, SHGC: 0.75)			
W24	S	0.72	0	0	none	standard aluminium, single clear, (or U-value: 7.63, SHGC: 0.75)			

## Legend

In these commitments, "applicant" means the person carrying out the development.

Commitments identified with a  in the "Show on DA plans" column must be shown on the plans accompanying the development application for the proposed development (if a development application is to be lodged for the proposed development).

Commitments identified with a  in the "Show on CC/CDC plans & specs" column must be shown in the plans and specifications accompanying the application for a construction certificate / complying development certificate for the proposed development.

Commitments identified with a  in the "Certifier check" column must be certified by a certifying authority as having been fulfilled, before a final occupation certificate for the development may be issued.